



# 6 200m Breaststroke Women Final

Official

13NZR 13 Years New Zealand Short Course Record 2:32.93  
2016-10-04 Brearna Crawford  
MAGAK

14NZR 14 Years New Zealand Short Course Record 2:29.95  
2019-10-05 Melissa Cowen  
NSSAK













NZR Open New Zealand Short Course Record 2:23.47  
2020-10-08 Auckland Melissa Cowen  
 NSSAK

18NZR 18 Years New Zealand Short Course Record 2:25.36  
2021-07-31 Brearna Crawford  
 WSCAK


Show more



 Qualified  Heats


## Total



Rank	Competitor	Age	Club	RT	FINA	Result
1	 Pratt-Smith...	19	 Coast Swi...	+0.70		<b>2:25.45</b> Entry: 2:27.16 (- 1.71 ) 25m: 15.39 50m: 33.48 (18.09) 75m: 51.67 (18.19) 100m: 1:10.11 (18.44) 125m: 1:28.80 (18.69) 150m: 1:47.43 (18.63) 175m: 2:06.22 (18.79) 200m: 2:25.45 (19.23)
2	 McCarthy ...	21	 Hamilton Aq...	+0.71		<b>2:26.90</b> Entry: 2:28.08 (- 1.18 ) 25m: 15.54 50m: 33.89 (18.35) 75m: 52.51 (18.62) 100m: 1:10.95 (18.44) 125m: 1:29.74 (18.79) 150m: 1:48.54 (18.80) 175m: 2:07.83 (19.29) 200m: 2:26.90 (19.07)
3	 Cowen Meli...	18	 North Shor...	+0.69		<b>2:29.94</b> Entry: 2:31.30 (- 1.36 ) 25m: 15.54 50m: 33.67 (18.13) 75m: 52.60 (18.93) 100m: 1:11.79 (19.19) 125m: 1:31.20 (19.41) 150m: 1:50.88 (19.68) 175m: 2:10.46 (19.58) 200m: 2:29.94 (19.48)
4	 Lyles Jasmi...	16	 Phoenix Aq...	+0.68		<b>2:30.16</b> Entry: 2:33.29 (- 3.13 ) 25m: 15.46 50m: 33.84 (18.38) 75m: 52.84 (19.00) 100m: 1:12.04 (19.20) 125m: 1:31.49 (19.45) 150m: 1:51.11 (19.62) 175m: 2:10.75 (19.64) 200m: 2:30.16 (19.41)
5	 McKinnon ...	20	 Neptune S...	+0.75		<b>2:31.36</b> Entry: 2:32.91 (- 1.55 ) 25m: 15.81 50m: 34.26 (18.45) 75m: 53.18 (18.92) 100m: 1:12.40 (19.22) 125m: 1:31.90 (19.50) 150m: 1:51.43 (19.53) 175m: 2:11.24 (19.81) 200m: 2:31.36 (20.12)
6	 Wilson Sarah	20	 Vikings Swi...	+0.67		<b>2:33.83</b> Entry: 2:35.10 (- 1.27 ) 25m: 16.16 50m: 35.33 (19.17) 75m: 54.67 (19.34) 100m: 1:14.39 (19.72) 125m: 1:34.05 (19.66) 150m: 1:53.99 (19.94)



175m: 2:13.66 (19.67) 200m: 2:33.83 (20.17)



7  Huettemey... 15 Enterprise ... +0.76 **2:37.54**  
Entry: 2:37.45 (+ 0.09 )  
25m: 16.61 50m: 35.51 (18.90)  
75m: 55.01 (19.50) 100m: 1:14.72 (19.71)  
125m: 1:34.78 (20.06) 150m: 1:55.47 (20.69)  
175m: 2:16.18 (20.71) 200m: 2:37.54 (21.36)

7  Davidson A... 17  United Swi... +0.76 **2:37.54**  
Entry: 2:38.28 (- 0.74 )  
25m: 15.90 50m: 35.08 (19.18)  
75m: 54.95 (19.87) 100m: 1:15.12 (20.17)  
125m: 1:35.35 (20.23) 150m: 1:56.01 (20.66)  
175m: 2:16.71 (20.70) 200m: 2:37.54 (20.83)


9  Chan Bianca 14 Roskill Swi... +0.70 **2:40.38**  
Entry: 2:38.00 (+ 2.38 )  
25m: 16.35 50m: 35.56 (19.21)  
75m: 55.11 (19.55) 100m: 1:14.95 (19.84)  
125m: 1:35.47 (20.52) 150m: 1:56.84 (21.37)  
175m: 2:18.50 (21.66) 200m: 2:40.38 (21.88)



10  Hurley Kate 15  Pirates Swi... +0.73 **2:43.26**  
Entry: 2:37.67 (+ 5.59 )  
25m: 17.10 50m: 36.67 (19.57)  
75m: 57.24 (20.57) 100m: 1:17.76 (20.52)  
125m: 1:39.20 (21.44) 150m: 2:00.47 (21.27)  
175m: 2:22.26 (21.79) 200m: 2:43.26 (21.00)



11  Adams Maia 19  Raumati S... +0.69 **2:38.07**  
Entry: 2:39.54 (- 1.47 )  
25m: 16.77 50m: 36.28 (19.51)  
75m: 56.48 (20.20) 100m: 1:17.07 (20.59)  
125m: 1:37.56 (20.49) 150m: 1:57.77 (20.21)  
175m: 2:18.08 (20.31) 200m: 2:38.07 (19.99)

12  Champion Alex 17  United Swi... +0.70 **2:38.86**  
Entry: 2:39.79 (- 0.93 )  
25m: 15.99 50m: 34.86 (18.87)  
75m: 54.57 (19.71) 100m: 1:14.78 (20.21)  
125m: 1:35.48 (20.70) 150m: 1:56.79 (21.31)  
175m: 2:17.81 (21.02) 200m: 2:38.86 (21.05)


13  King Hannah 17  Aquagym S... +0.72 **2:39.40**  
Entry: 2:39.77 (- 0.37 )  
25m: 16.34 50m: 35.94 (19.60)  
75m: 56.00 (20.06) 100m: 1:16.36 (20.36)  
125m: 1:36.83 (20.47) 150m: 1:57.62 (20.79)  
175m: 2:18.47 (20.85) 200m: 2:39.40 (20.93)



14  McIntosh Al... 14  Mt Wellingt... +0.68 **2:40.29**  
Entry: 2:39.44 (+ 0.85 )  
25m: 16.64 50m: 36.38 (19.74)  
75m: 56.92 (20.54) 100m: 1:17.26 (20.34)  
125m: 1:38.22 (20.96) 150m: 1:58.79 (20.57)  
175m: 2:19.54 (20.75) 200m: 2:40.29 (20.75)



15  Quayle Bridie 15  Wharenui S... +0.85 **2:41.48**  
Entry: 2:39.49 (+ 1.99 )  
25m: 16.67 50m: 36.51 (19.84)  
75m: 56.86 (20.35) 100m: 1:17.41 (20.55)  
125m: 1:38.36 (20.95) 150m: 1:59.38 (21.02)  
175m: 2:20.38 (21.00) 200m: 2:41.48 (21.10)

16  Bates Olivia 15  Howick Pak... +0.59 **2:42.39**  
Entry: 2:40.45 (+ 1.94 )  
25m: 17.25 50m: 37.45 (20.20)  
75m: 58.17 (20.72) 100m: 1:18.93 (20.76)


125m: 1:39.59 (20.66) 150m: 2:00.47 (20.88)  
175m: 2:21.48 (21.01) 200m: 2:42.39 (20.91)


17  Videau (V) ... 14 Tahiti +0.74 **2:43.25**  
Entry: 2:41.37 (+ 1.88 )  
25m: 17.05 50m: 36.88 (19.83)  
75m: 57.48 (20.60) 100m: 1:18.03 (20.55)  
125m: 1:39.07 (21.04) 150m: 2:00.42 (21.35)  
175m: 2:21.94 (21.52) 200m: 2:43.25 (21.31)

18  Sampson H... 13  SwimZone ... +0.73 **2:44.14**  
Entry: 2:43.11 (+ 1.03 )  
25m: 17.25 50m: 37.57 (20.32)  
75m: 57.93 (20.36) 100m: 1:19.02 (21.09)  
125m: 1:40.05 (21.03) 150m: 2:01.49 (21.44)  
175m: 2:22.87 (21.38) 200m: 2:44.14 (21.27)

19  Wills Grace 13  TBSS Cent... +0.79 **2:44.66**  
Entry: 2:42.60 (+ 2.06 )  
25m: 17.26 50m: 37.64 (20.38)  
75m: 58.30 (20.66) 100m: 1:19.93 (21.63)  
125m: 1:41.01 (21.08) 150m: 2:02.78 (21.77)  
175m: 2:23.71 (20.93) 200m: 2:44.66 (20.95)



20  Cowan Kate 17  Vikings Swi... +0.72 **2:45.35**  
Entry: 2:43.69 (+ 1.66 )  
25m: 16.79 50m: 36.71 (19.92)  
75m: 57.49 (20.78) 100m: 1:18.35 (20.86)  
125m: 1:39.70 (21.35) 150m: 2:01.18 (21.48)  
175m: 2:23.28 (22.10) 200m: 2:45.35 (22.07)



21  Uys Heidi 17 Swim Timaru +0.72 **2:41.32**  
Entry: 2:44.75 (- 3.43 )  
25m: 16.54 50m: 36.36 (19.82)  
75m: 56.56 (20.20) 100m: 1:17.37 (20.81)  
125m: 1:38.00 (20.63) 150m: 1:59.25 (21.25)  
175m: 2:20.03 (20.78) 200m: 2:41.32 (21.29)

22  Ryan (V) Mia 14 Barker Coll... +0.75 **2:42.85**  
Entry: 2:43.75 (- 0.9 )  
25m: 16.91 50m: 36.96 (20.05)  
75m: 57.27 (20.31) 100m: 1:17.87 (20.60)  
125m: 1:39.32 (21.45) 150m: 2:00.69 (21.37)  
175m: 2:21.94 (21.25) 200m: 2:42.85 (20.91)



23  Potter (V) J... 18 Tasmania +0.69 **2:43.17**  
Entry: 2:43.76 (- 0.59 )  
25m: 16.40 50m: 36.10 (19.70)  
75m: 56.63 (20.53) 100m: 1:17.68 (21.05)  
125m: 1:39.09 (21.41) 150m: 2:00.74 (21.65)  
175m: 2:22.28 (21.54) 200m: 2:43.17 (20.89)

24  McLaughla... 19  Kiwi ASC +0.72 **2:43.36**  
Entry: 2:44.70 (- 1.34 )  
25m: 16.67 50m: 36.12 (19.45)  
75m: 56.66 (20.54) 100m: 1:17.70 (21.04)  
125m: 1:39.22 (21.52) 150m: 2:00.25 (21.03)  
175m: 2:21.75 (21.50) 200m: 2:43.36 (21.61)


25  Penman M... 15  Parnell Swi... +0.71 **2:43.40**  
Entry: 2:43.96 (- 0.56 )  
25m: 16.60 50m: 36.51 (19.91)  
75m: 57.31 (20.80) 100m: 1:17.93 (20.62)  
125m: 1:38.87 (20.94) 150m: 2:00.42 (21.55)  
175m: 2:22.18 (21.76) 200m: 2:43.40 (21.22)



26  Taylor Liv 15  North Shor... +0.69 **2:43.89**  
Entry: 2:46.38 (- 2.49 )  
25m: 17.06 50m: 38.01 (20.95)

75m: 58.39 (20.38) 100m: 1:19.62 (21.23)  
125m: 1:40.02 (20.40) 150m: 2:01.20 (21.18)  
175m: 2:22.24 (21.04) 200m: 2:43.89 (21.65)

27  Morton Em... 17  Neptune S... +0.73 **2:44.05**  
Entry: 2:44.35 (- 0.3 )  
25m: 16.69 50m: 36.23 (19.54)  
75m: 56.57 (20.34) 100m: 1:17.57 (21.00)  
125m: 1:38.64 (21.07) 150m: 2:00.11 (21.47)  
175m: 2:22.00 (21.89) 200m: 2:44.05 (22.05)

28  Grout Tori 19  North Shore... +0.75 **2:47.32**  
Entry: 2:44.55 (+ 2.77 )  
25m: 16.62 50m: 36.62 (20.00)  
75m: 57.02 (20.40) 100m: 1:18.35 (21.33)  
125m: 1:39.90 (21.55) 150m: 2:02.07 (22.17)  
175m: 2:24.56 (22.49) 200m: 2:47.32 (22.76)

29  Cochran Je... 16 Pukekohe ... +0.71 **2:49.06**  
Entry: 2:45.60 (+ 3.46 )  
25m: 16.75 50m: 37.18 (20.43)  
75m: 58.54 (21.36) 100m: 1:20.43 (21.89)  
125m: 1:43.10 (22.67) 150m: 2:05.69 (22.59)  
175m: 2:27.46 (21.77) 200m: 2:49.06 (21.60)

30  Carter Scout 15  Ice Breaker... +0.72 **2:50.04**  
Entry: 2:46.38 (+ 3.66 )  
25m: 18.02 50m: 39.01 (20.99)  
75m: 1:01.02 (22.01) 100m: 1:22.94 (21.92)  
125m: 1:45.33 (22.39) 150m: 2:06.99 (21.66)  
175m: 2:28.74 (21.75) 200m: 2:50.04 (21.30)